



**Gem City Practical Shooters**  
**Stage: Stage 1**  
**Course Designer: Gem City Staff**



**START POSITION:** Standing in Box A, hands above respective shoulders.

**GUN READY CONDITION:** Gun Loaded and in holster per rulebook.

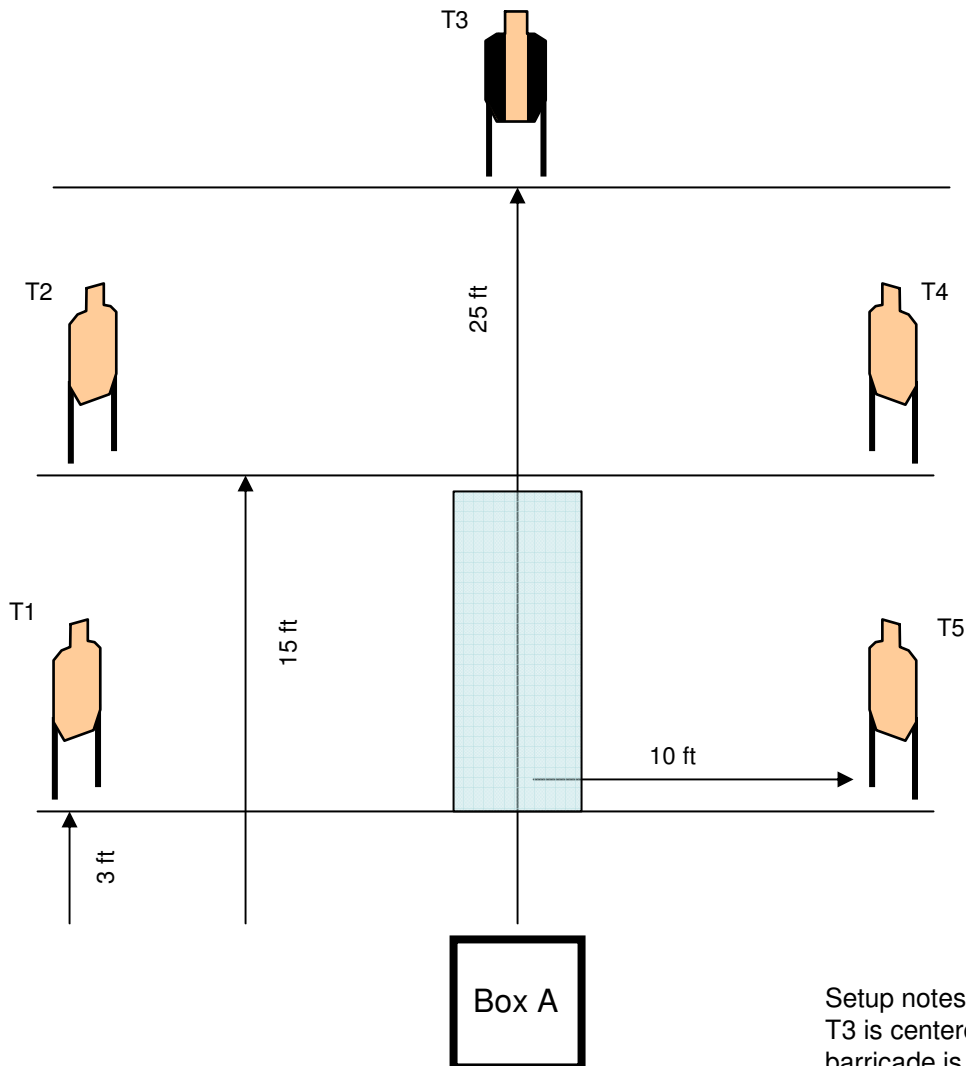
**SCORING:** Virginia Count, 20 rounds, 100 pts.  
**TARGETS:** 5 Metric  
**SCORED HITS:** Best 4 per paper  
**START-STOP:** Audible - Last shot  
**RULES:** USPSA current edition

**STAGE PROCEDURE:** On signal:

String #1- Standing in Box A, engage T1 thru T5 with 1 round each WEAK hand only.

String #2- Engage T1 thru T5 with 1 round each FREESTYLE. Perform a mandatory reload and engage T1 thru T5 with 1 round each STRONG HAND only.

String #3- Engage T1 thru T5 with 1 round each STRONG HAND only.



Setup notes: Box A is 3'X3'. T3 is centered on stage. Blue barricade is 3' wide X 6' tall, 2' from front edge of Box A and centered on stage.



**Gem City Practical Shooters**  
**Stage: Stage 2**  
**Course Designer: Gem City Staff**

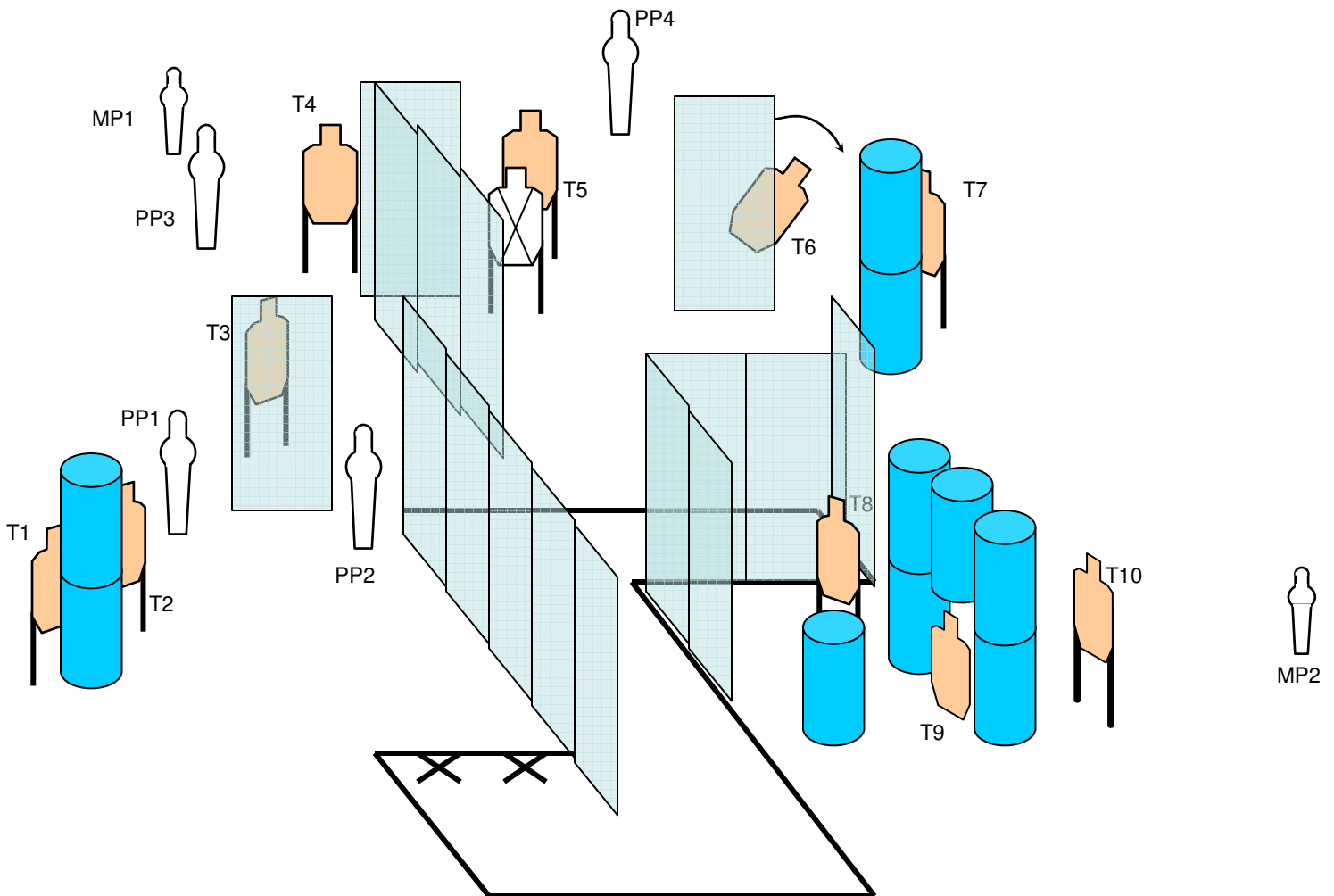


**START POSITION:** Standing facing downrange with toes touching marks on fault line. Hands hanging naturally at sides

**GUN READY CONDITION:** Gun Loaded and in holster per rulebook.

**STAGE PROCEDURE:** On signal engage T1 thru T11 with 2 rounds each and All steel from within fault lines.  
- PP4 begins swinging T6

**SCORING:** Comstock, 26 rounds, 130 pts.  
**TARGETS:** 10 METRIC, 4 pp, 2 mp  
**SCORED HITS:** Best 2 per paper  
**START-STOP:** Audible - Last shot  
**RULES:** USPSA current edition





**Gem City Practical Shooters**  
**Stage: Stage 3**  
**Course Designer: Gem City Staff**

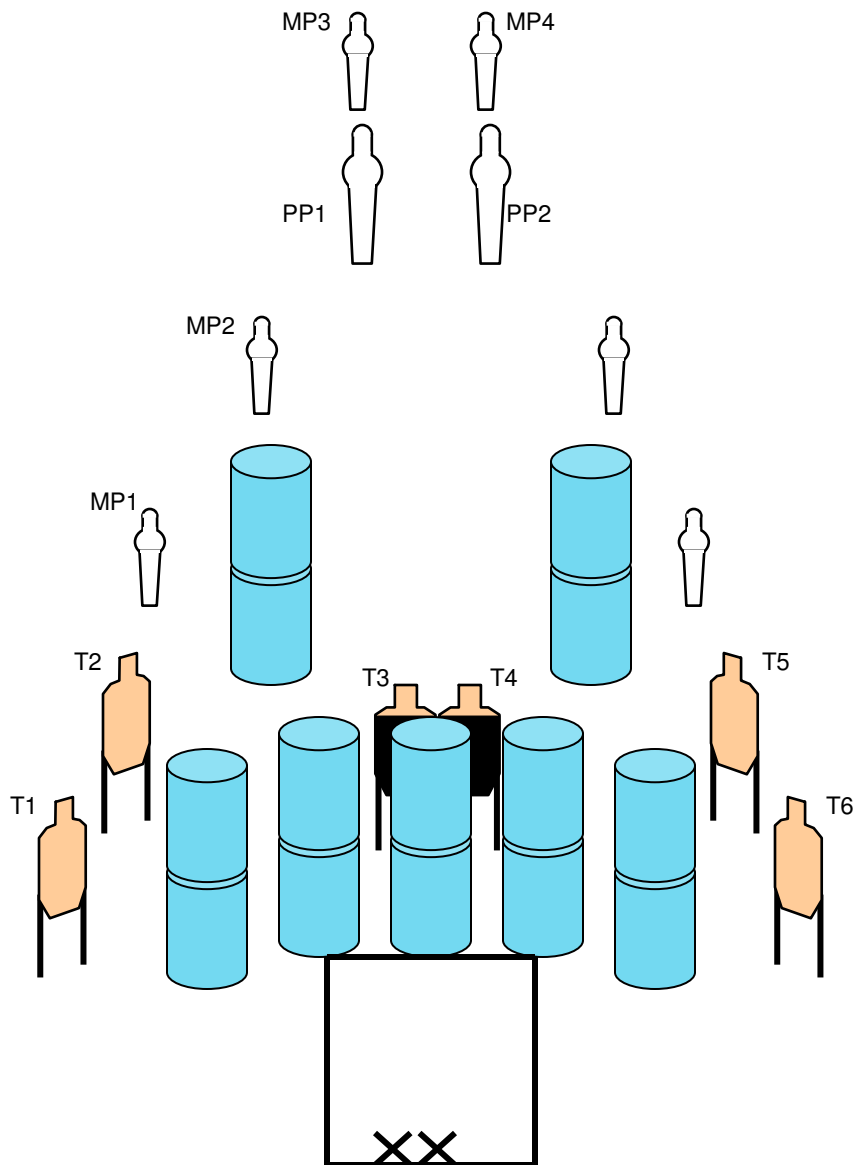


**START POSITION:** Standing facing downrange with heels touching marks on rear fault line.

**GUN READY CONDITION:** Gun Loaded and in holster per rulebook.

**STAGE PROCEDURE:** On signal engage T1 thru T6 with 2 rounds each and All steel from within fault lines.

**SCORING:** Comstock, 20 rounds, 100 pts.  
**TARGETS:** 6 Metric, 2 PP, 6 PP  
**SCORED HITS:** Best 2 per paper, steel down  
**START-STOP:** Audible - Last shot  
**RULES:** USPSA current edition





**Gem City Practical Shooters**  
**Stage: Stage 4**  
**Course Designer: Gem City Staff**



**START POSITION:** Standing in Box A, facing downrange, hands hanging naturally at sides.

**GUN READY CONDITION:** Gun Loaded and in holster per rulebook.

**STAGE PROCEDURE:** On signal engage T1 thru T12 with 2 rounds each, PP1 thru PP4 and MP1 & 2 as they appear from within fault lines.

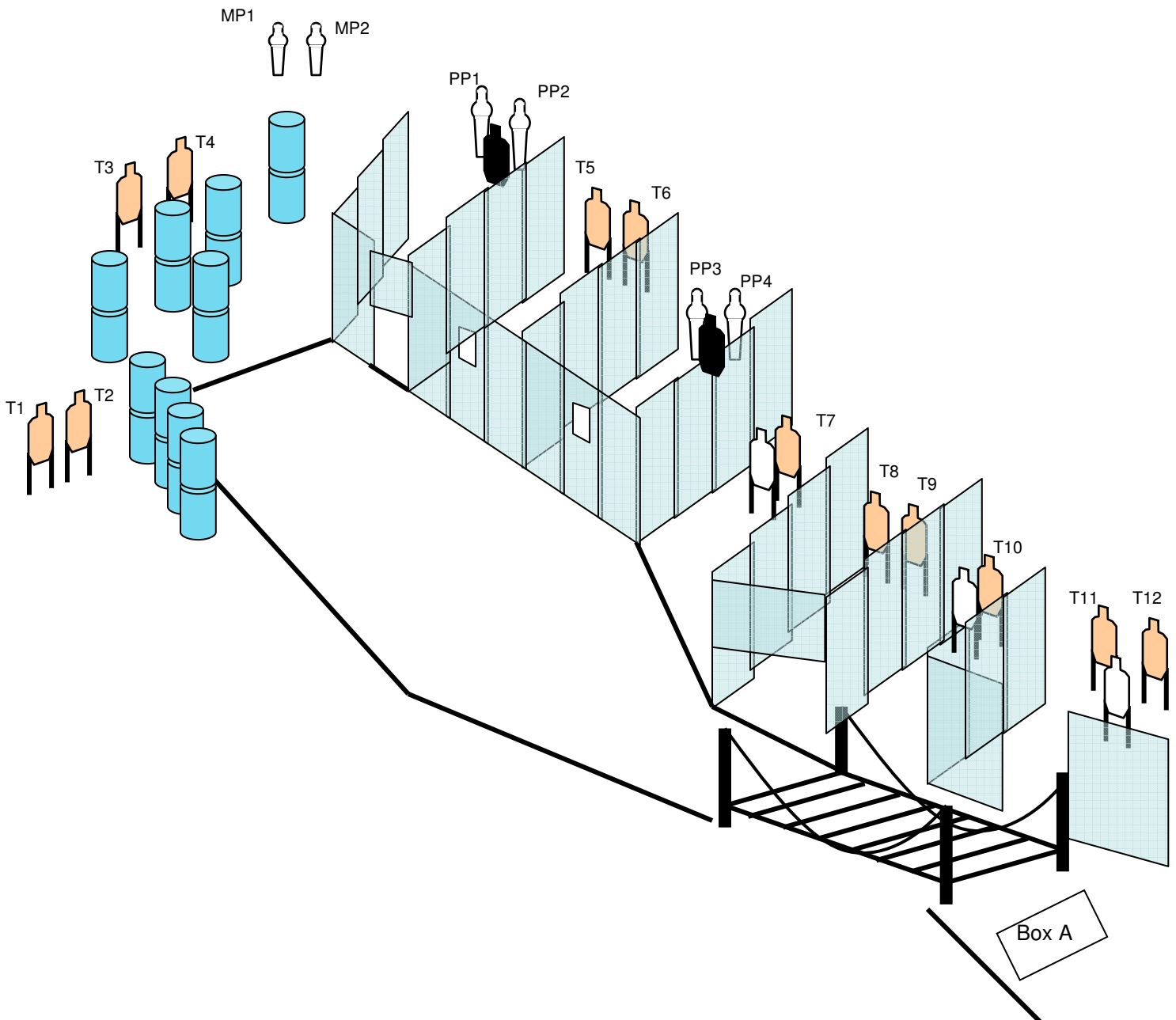
**SCORING:** Comstock, 30 rounds, 150 pts.

**TARGETS:** 12 Metric, 4 PP, 2 MP

**SCORED HITS:** Best 2 per paper

**START-STOP:** Audible - Last shot

**RULES:** USPSA current edition





**Gem City Practical Shooters**  
**Stage: Stage 5**  
**Course Designer: Gem City Staff**



**START POSITION:** Standing inside fault lines with heels touching marks facing downrange. Hands hanging naturally at sides.

**GUN READY CONDITION:** Gun Loaded and in holster per rulebook.

**STAGE PROCEDURE:** On signal engage T1 thru T11 with 2 rounds each and all steel from within fault lines and thru ports.

- PP2 starts swinging T7

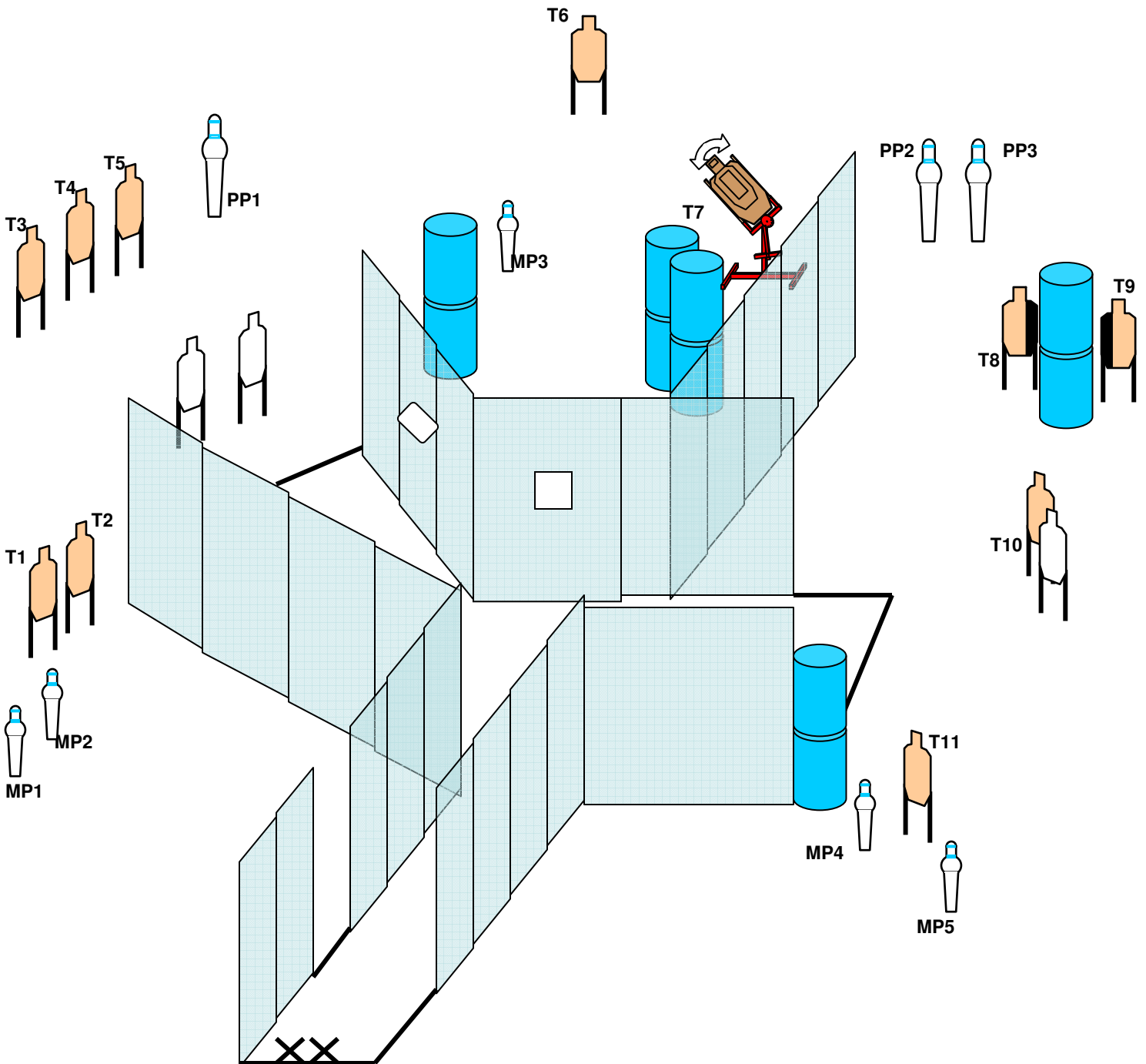
**SCORING:** Comstock, 30 rounds, 150 pts.

**TARGETS:** 11 Metric, 3 PP, 5 MP

**SCORED HITS:** Best 2 per paper

**START-STOP:** Audible - Last shot

**RULES:** USPSA current edition





**Gem City Practical Shooters**  
**Stage: Stage 6**  
**Course Designer: Gem City Staff**



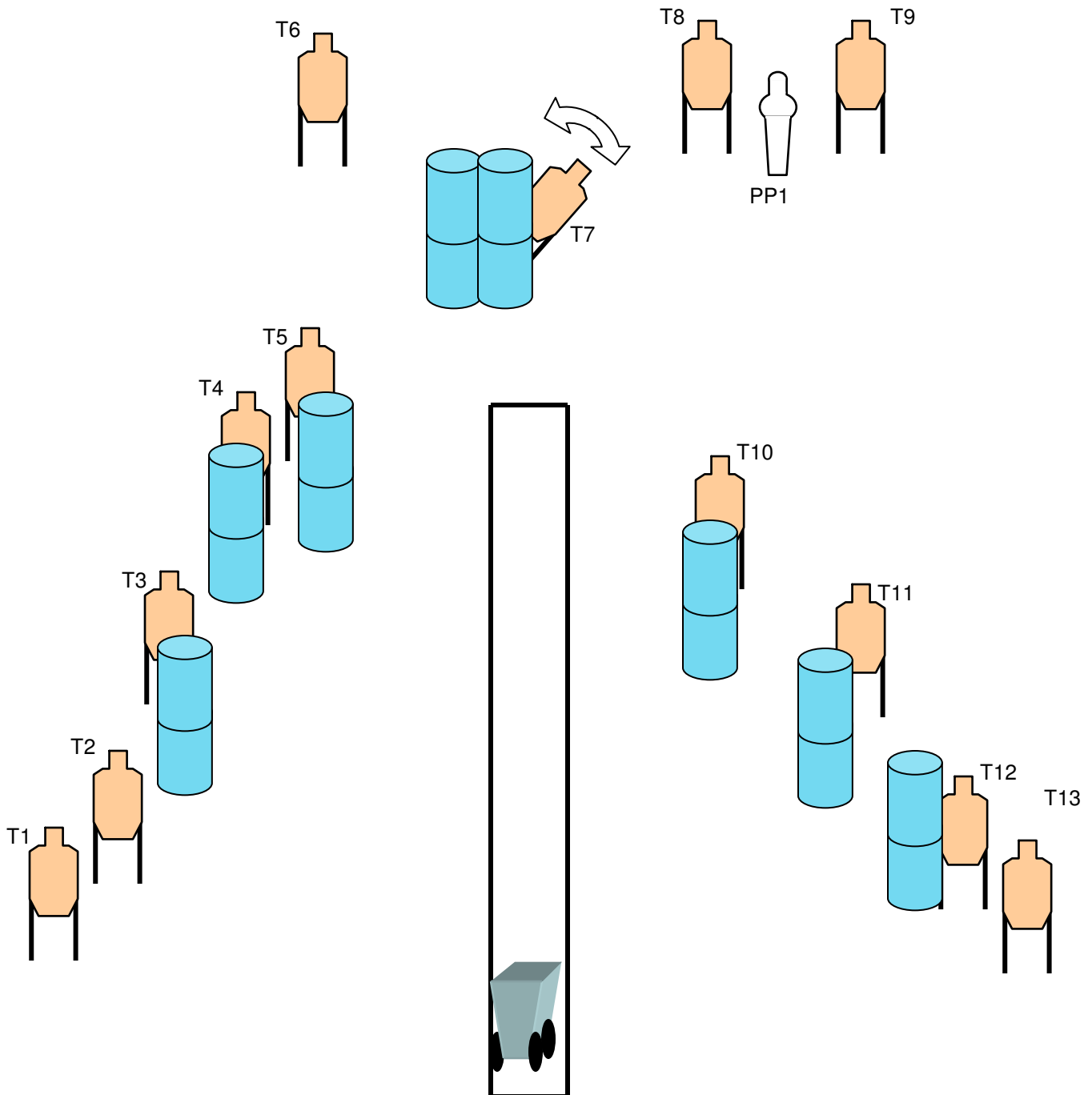
**START POSITION:** Standing in Box A. Both hands holding handle of shopping cart.

**GUN READY CONDITION:** Gun Loaded and in holster per ready condition 8.1.1 and 8.1.2

**STAGE PROCEDURE:** On signal engage T1 thru T13 with 2 rounds each and MP1 while pushing shopping cart down isle.

-Cart must engage activator at end of isle to begin swinging T7

**SCORING:** Comstock, 27 rounds, 135 pts.  
**TARGETS:** 13 Metric, 1 PP  
**SCORED HITS:** Best 2 per paper  
**START-STOP:** Audible - Last shot  
**RULES:** USPSA current edition





**Gem City Practical Shooters**  
**Stage: Stage 7**  
**Course Designer: Gem City Staff**



**START POSITION:** Standing facing downrange with heels touching marks. Hands hanging naturally at sides.

**GUN READY CONDITION:** Gun is UNLOADED and laying on barrel with muzzle pointing downrange. Not propped by any means. Slide forward, hammer down, cylinder closed.

**STAGE PROCEDURE:** On signal, retrieve gun, load and engage T1 thru T9 with 2 rounds each and PP1 as they appear from within fault lines.

- PP1 starts swinging T8

**SCORING:** Comstock, 19 rounds, 95 pts.  
**TARGETS:** 9 Metric, 1 PP  
**SCORED HITS:** Best 2 per paper  
**START-STOP:** Audible - Last shot  
**RULES:** USPSA current edition

