



## Gem City Practical Shooters

### Stage: 8

Course Designer: Matt Dylewski TY53244



**START POSITION:** Standing on platform, hands touching barrel on marks.

**GUN READY CONDITION:** Gun Loaded and in holster per rulebook.

**STAGE PROCEDURE:** On signal engage T1 thru T4 with 2 rounds each. Perform a mandatory reload and engage PP1 thru PP4.

All shots must be fired from the platform.

Target types may be engage in any order – shooter's choice.

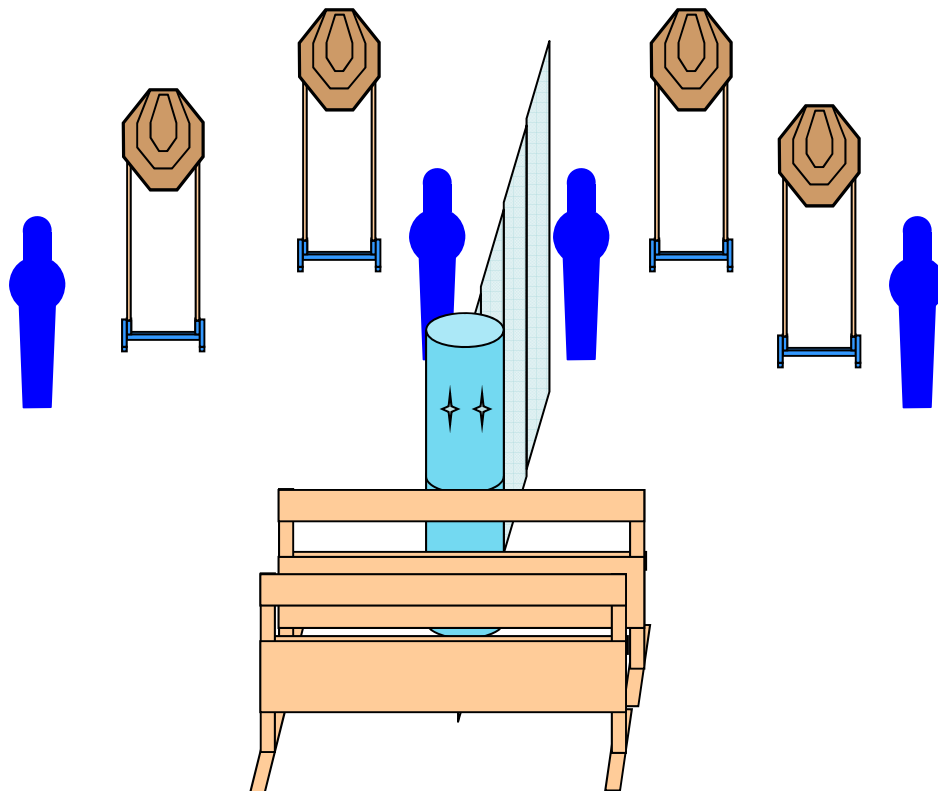
**SCORING:** Comstock, 12 rounds, 60 pts.

**TARGETS:** 4 Classic, 4 PP,

**SCORED HITS:** Best 2 per paper

**START-STOP:** Audible - Last shot

**RULES:** USPSA current edition





# Gem City Practical Shooters

## Stage: 1

Course Designer: Greg Platt

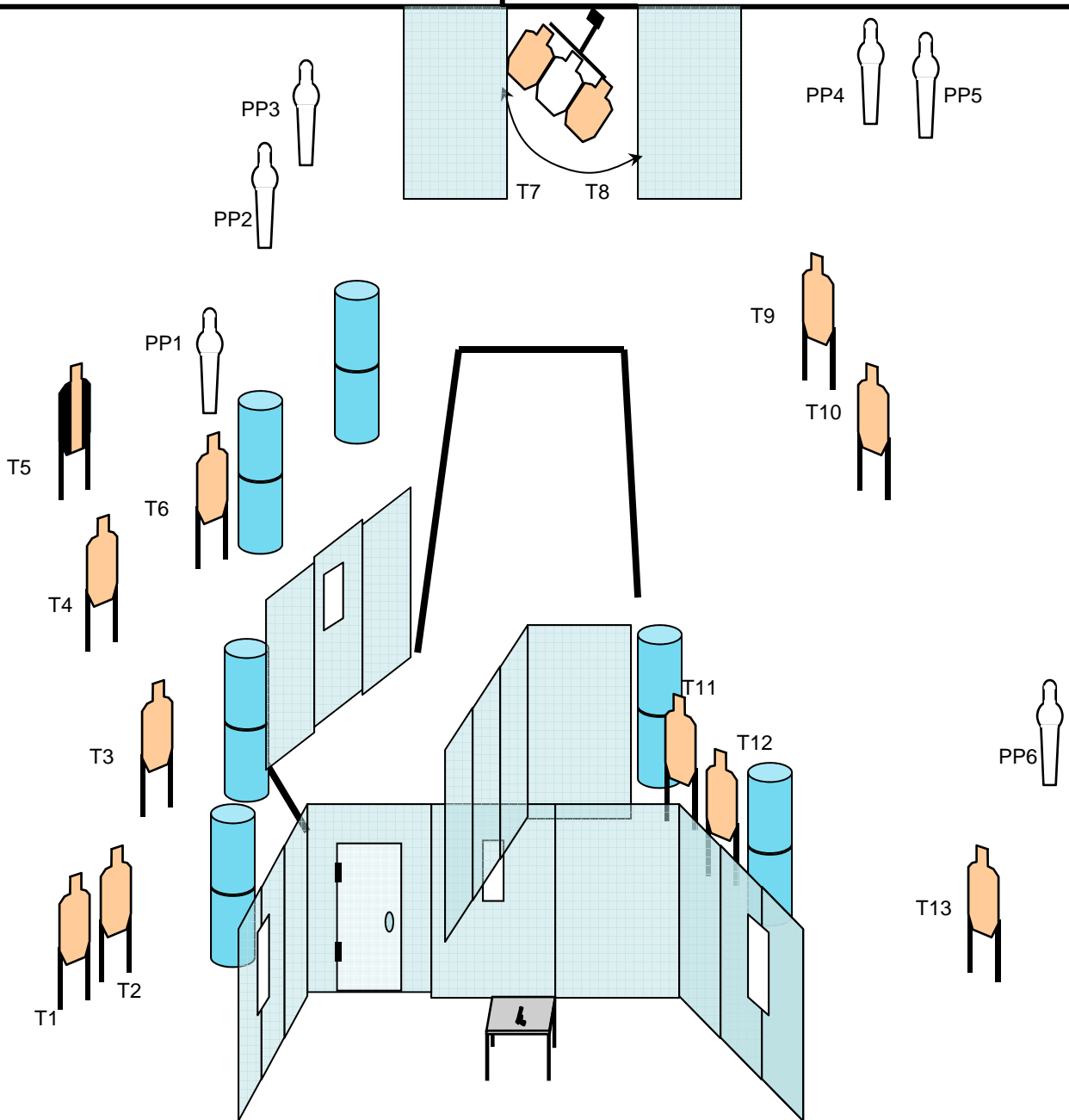


**START POSITION:** Standing behind table with hands hanging at sides.

**GUN READY CONDITION:** Gun Loaded and placed on table with muzzle facing downrange and not propped by any means.

**STAGE PROCEDURE:** On signal retrieve gun and engage T1 thru T13 with 2 rounds each and PP1 thru PP6 from within the shooting area. PP3 will engage swinging T7/T8

**SCORING:** Comstock, 32 rounds, 160 pts.  
**TARGETS:** 13 Metric, 6 PP,  
**SCORED HITS:** Best 2 per paper  
**START-STOP:** Audible - Last shot  
**RULES:** USPSA current edition





# Gem City Practical Shooters

## Stage: 2

Course Designer: Matt Dylewski TY53244

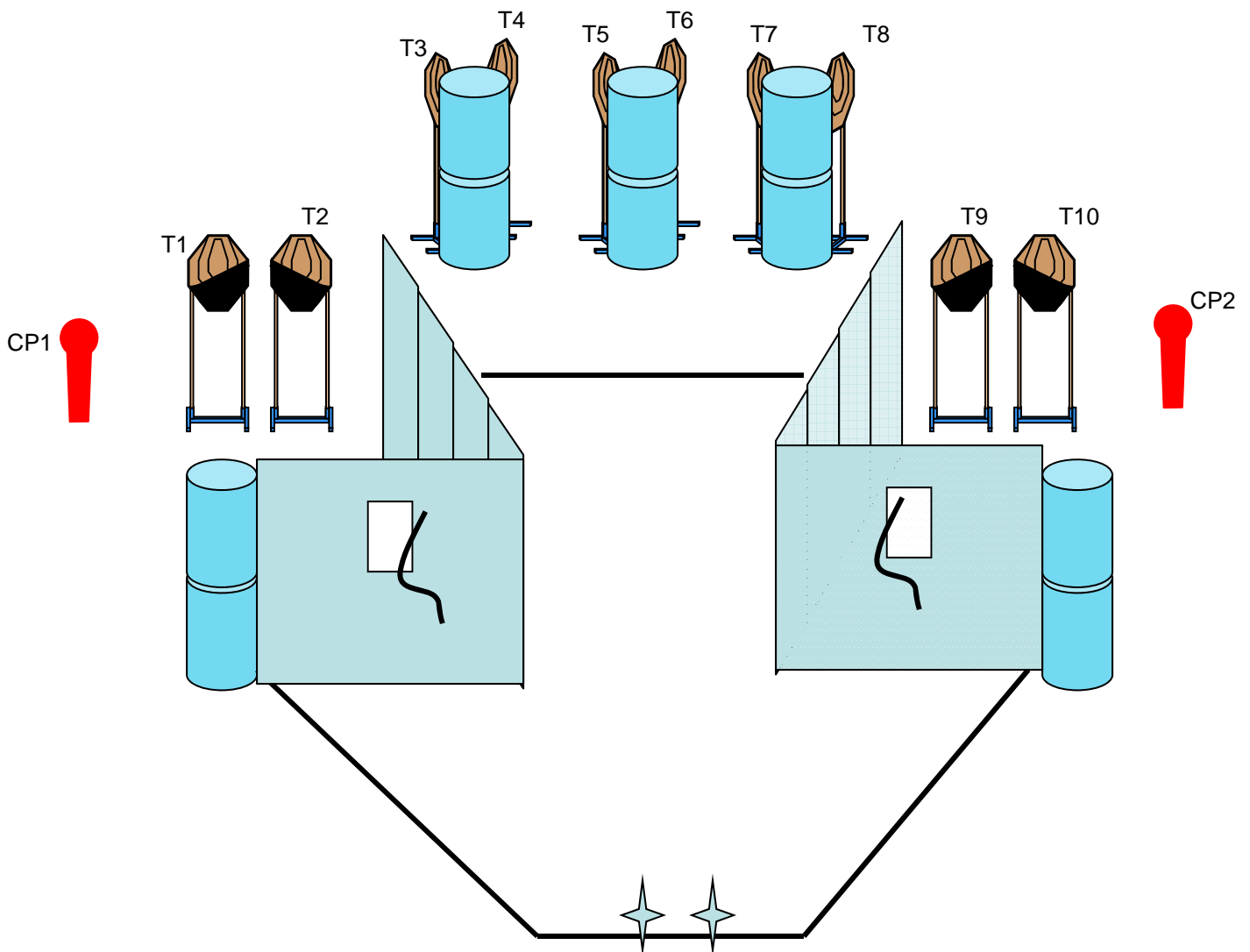


**START POSITION:** Standing inside fault lines with heels touching marks. Hands hanging naturally at sides.

**GUN READY CONDITION:** Gun Loaded and in holster per rulebook.

**STAGE PROCEDURE:** On signal engage T1 thru T10 with 2 rounds each and PP1/PP2 from inside the fault lines. Pull string to open respective port.

**SCORING:** Comstock, 22 rounds, 110 pts.  
**TARGETS:** 10 Classic, 2 Classic Popper,  
**SCORED HITS:** Best 2 per paper  
**START-STOP:** Audible - Last shot  
**RULES:** USPSA current edition





# Gem City Practical Shooters

## Stage: 3

Course Designer: East Huntington Practical Shooters

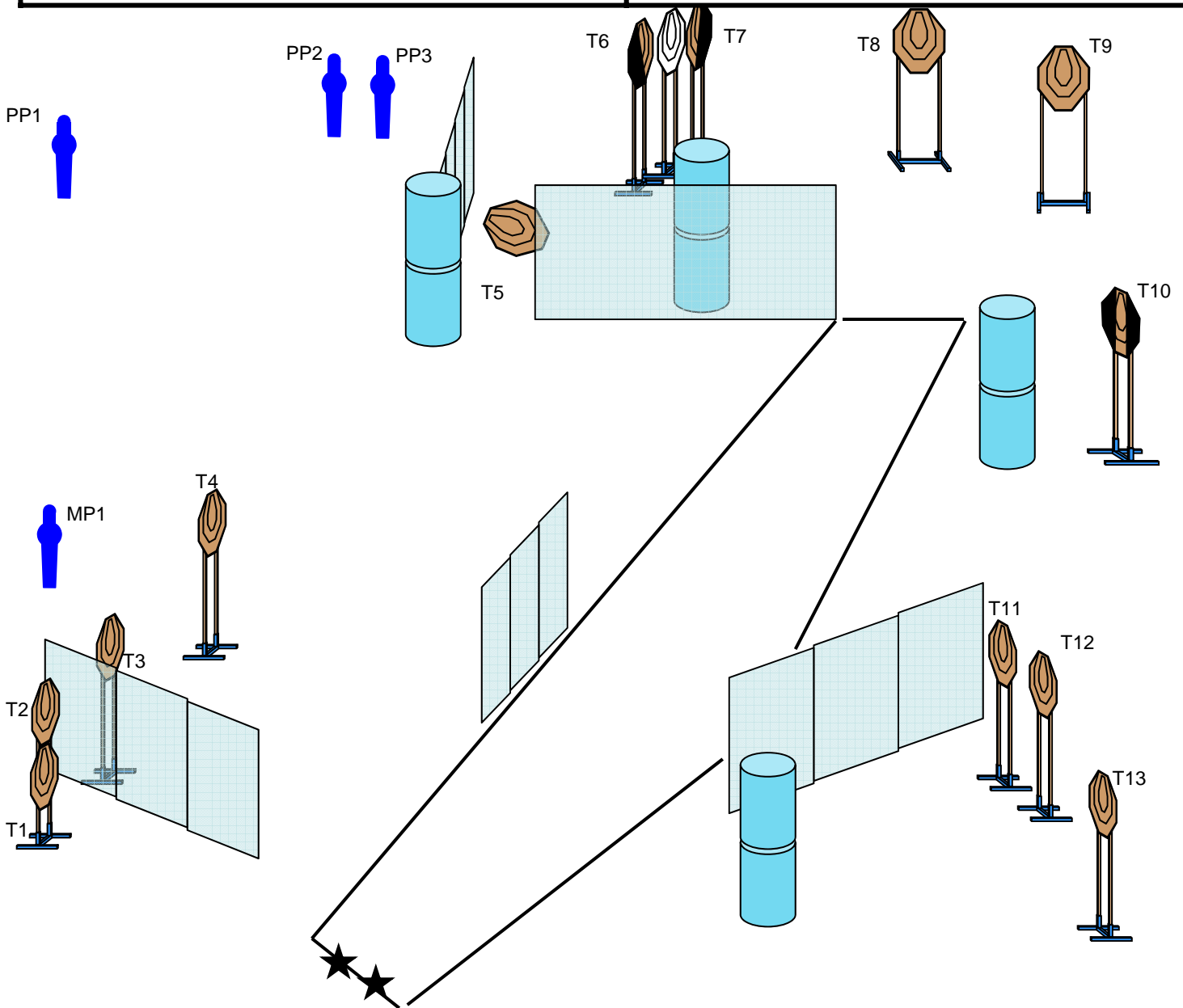


**START POSITION:** Standing outside fault lines with toes touching marks. Hands hanging naturally at sides.

**GUN READY CONDITION:** Gun Loaded and in holster per rulebook.

**STAGE PROCEDURE:** On signal move inside the fault lines and engage T1 thru T13 with 2 rounds each and all steel targets from inside the fault lines. PP3 begins swinging T5

**SCORING:** Comstock, 30 rounds, 150 pts.  
**TARGETS:** 13 Classic, 1 MP, 3 PP,  
**SCORED HITS:** Best 2 per paper  
**START-STOP:** Audible - Last shot  
**RULES:** USPSA current edition





# Gem City Practical Shooters

## Stage: 4

Course Designer: Matt Dylewski TY53244

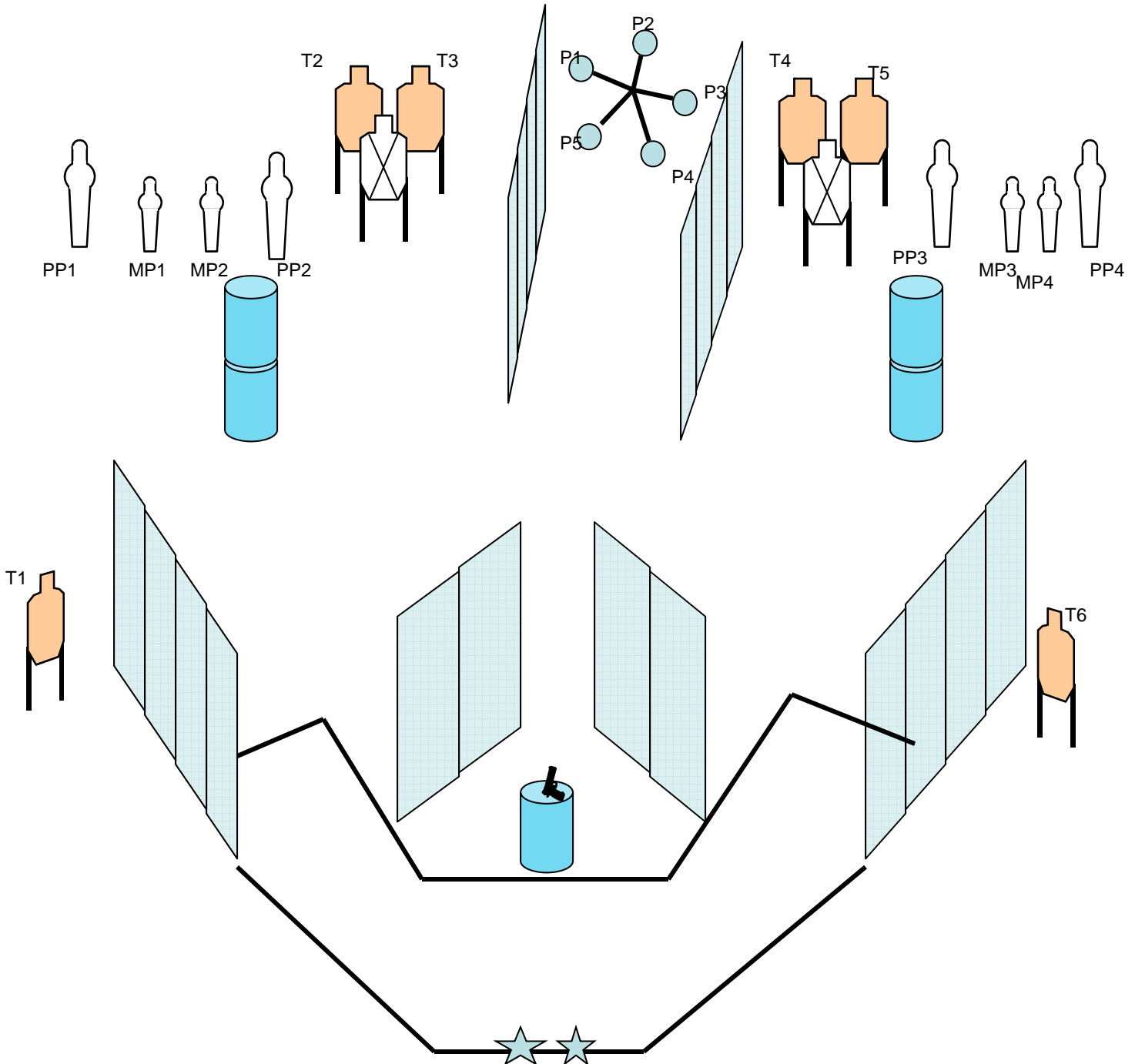


**START POSITION:** Standing inside fault lines with heels touching marks. Hands hanging at sides.

**GUN READY CONDITION:** Gun Loaded and placed on barrle with muzzle facing downrange and not propped by any menas.

**STAGE PROCEDURE:** On signal retrieve gun and engage T1 thru T6 with 2 rounds each and all steel from within fault lines.

**SCORING:** Comstock, 25 rounds, 125 pts.  
**TARGETS:** 6 Metric, 5 Plates, 4 PP, 4 MP  
**SCORED HITS:** Best 2 per paper  
**START-STOP:** Audible - Last shot  
**RULES:** USPSA current edition





# Gem City Practical Shooters

## Stage: 5

Course Designer: Matt Dylewski TY53244

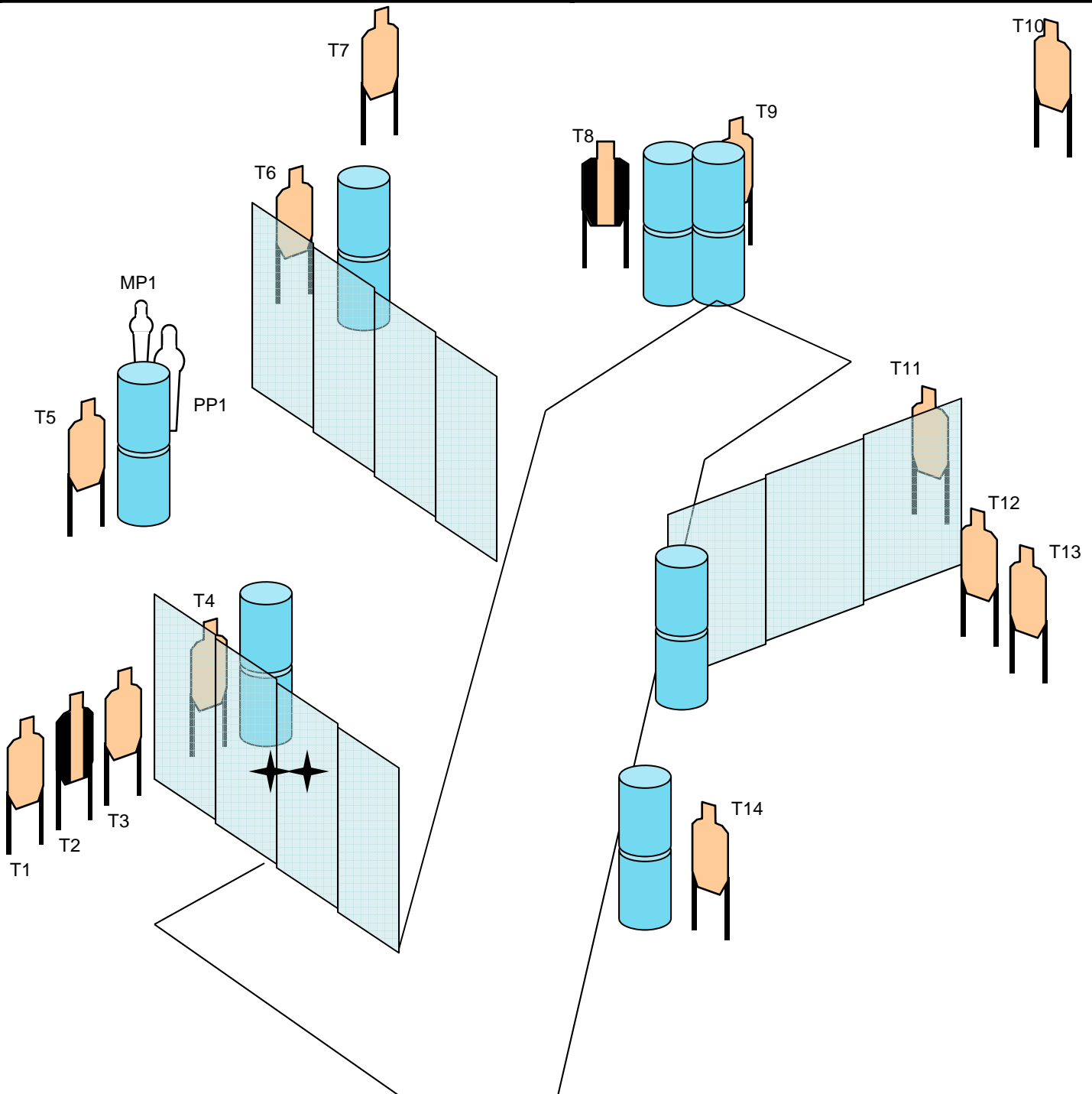


**START POSITION:** Standing inside fault lines with hands touching marks.

**GUN READY CONDITION:** Gun Loaded and in holster per rulebook.

**STAGE PROCEDURE:** On signal engage T1 thru T14 with 2 rounds each and all steel from within fault lines.

**SCORING:** Comstock, 30 rounds, 150 pts.  
**TARGETS:** 14 Metric, 1 MP, 1 PP,  
**SCORED HITS:** Best 2 per paper  
**START-STOP:** Audible - Last shot  
**RULES:** USPSA current edition





# Gem City Practical Shooters

## Stage: 6

Course Designer: Matt Dylewski TY53244




**START POSITION:** Sitting in chair which is placed directly behind table. Elbows are on table with hands together – fingers interlocked.

**GUN READY CONDITION:** Gun Loaded and placed on table with muzzle facing downrange and not propped by any means

**STAGE PROCEDURE:** On signal retrieve gun and engage T1 thru T13 with 2 rounds each and all steel from within fault lines.

**SCORING:** Comstock, 31 rounds, 155 pts.  
**TARGETS:** 13 Metric, 2 MP, 3 PP,  
**SCORED HITS:** Best 2 per paper  
**START-STOP:** Audible - Last shot  
**RULES:** USPSA current edition





# Gem City Practical Shooters

## Stage: 7

Course Designer: East Huntington Practical Shooters



**START POSITION:** Standing inside fault lines with heels touching marks. Facing downrange. Hands hanging naturally at sides.

**GUN READY CONDITION:** Gun Loaded and in holster per rulebook.

**STAGE PROCEDURE:** On signal engage T1 thru T14 with 2 rounds each and PP1/PP2 from within fault lines.

**SCORING:** Comstock, 30 rounds, 150 pts.

**TARGETS:** 14 Metric, 2 PP,

**SCORED HITS:** Best 2 per paper

**START-STOP:** Audible - Last shot

**RULES:** USPSA current edition

